

Monitor Arm for CNC Mill

Setup before arm



Objectives

- Allow adjustment to either side of mill
- Allow adjustment of height, rotation and angle
 - Limits glare
- Be sturdy enough to not move when touched, and not vibrate excessively
- Allow full range of head up/down movement
- Add touch screen monitor to mill
- Make from stock on hand!

Connection to mill on column




Top of round column





Swivel on column




Elbow and swivel



Swivel



Connection to monitor



Completed project

